

UNIWAY LIGHT and MULTIWAY LIGHT series

Uniway Light and Multiway Light series are the new TONALI cabins with **single and double corridor using telescopic automatic doors interlocked** to control people passage in entrance and in exit. They fit different background, specifically offices, ministries, banks, post offices and industries.

The new design, updated both from the aesthetical and the functional point of view, gave **brightness and elegance** to these cabins thanks to the surfaces almost entirely of glass, keeping an **high level of security**.

They can be fitted in with self-contained **metal detector and bullet proof glass**.

Thanks to the telescopic leaves overlapping in the middle, Multiway Light and Uniway Light allow to **optimize space** and they can be programmed in different ways based on the needs.

Multiway Light corridors are managed by two independent control consoles.



MULTIWAY LIGHT 80/80

These models can be installed directly on the building floor **without need of recess**. Throughputs are 180° and corridors sizes are different according to the model:

- **UNIWAY LIGHT**: single corridor cabin with base L 1580 x W 1500 mm (available W 1300, 1400, 1600mm)
- **MULTIWAY LIGHT 80-80**: double corridor cabin with base L 2230 x W 1500 mm (available W 1300, 1400, 1600mm)
- **MULTIWAY LIGHT 70-90**: double corridor cabin with base L 2280 x W 1500 mm (available W 1300, 1400, 1600mm)

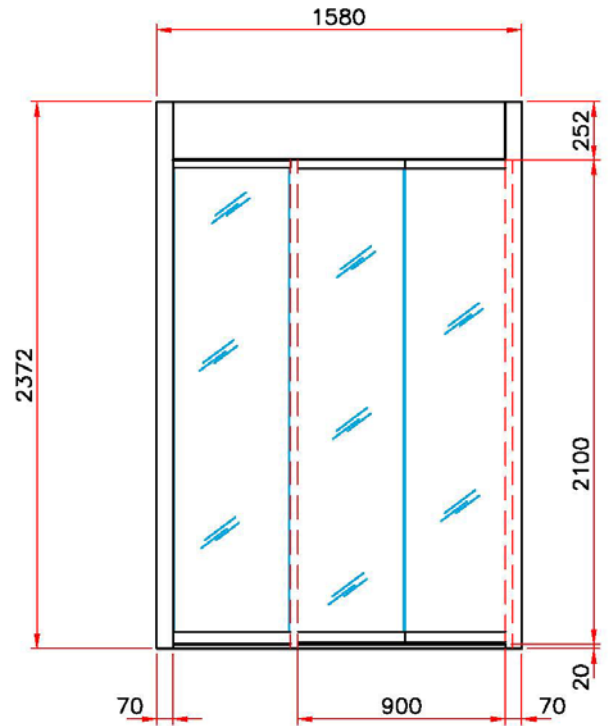


MULTIWAY LIGHT 80-80 IN A BANK APPLICATION WITH DOUBLE ADDITIONAL SIDE DOORS:

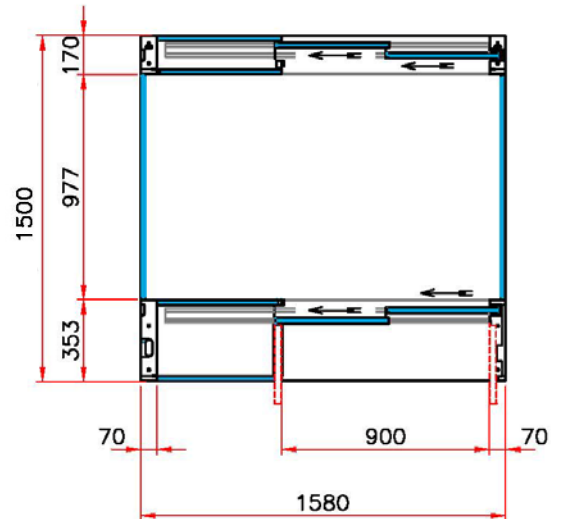
UNIWAY LIGHT



staff entrance during off hours



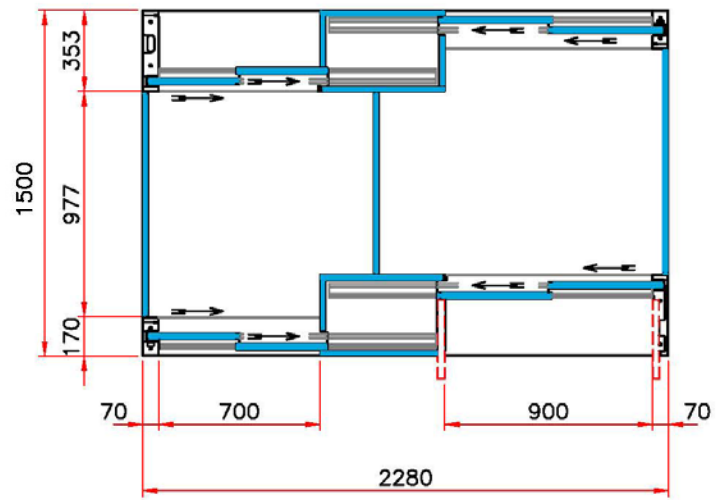
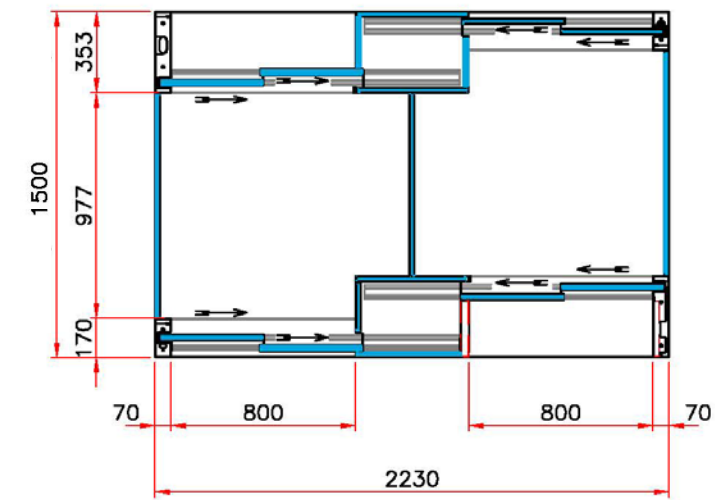
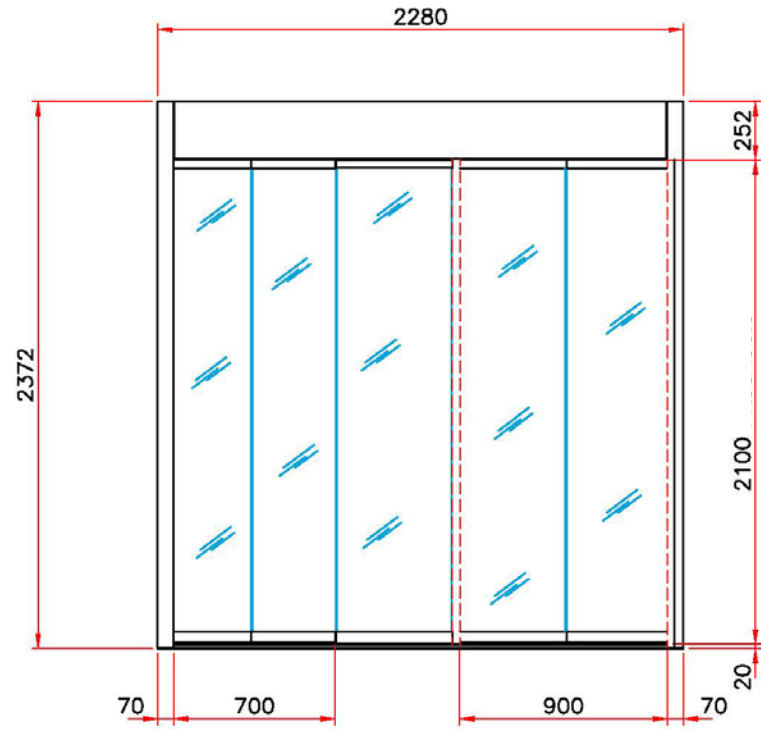
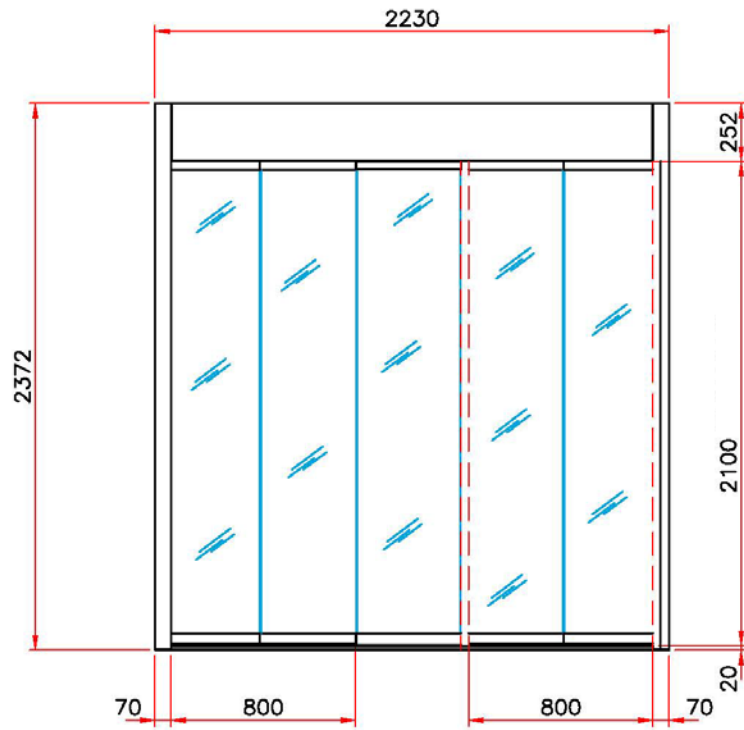
Vault room entrance «Area Safe» with security armoured ASDoor



Both Uniway Light and Multiway Light series can be fitted with additional side doors for staff or policeman alternative gates.

MULTIWAY LIGHT 80-80

MULTIWAY LIGHT 70-90



FEATURES AND OPTIONS

- self-contained metal detector
- side door integrated in one or both corridors
- volumetric left object control system in one or two corridors
- volumetric single passage checking system in one or two corridors
- double contact mat for single passage checking system in one or two corridors
- weight cells for single passage checking system in one or two corridors
- two digital display, menu-guided command and setting consoles
- intercom, voice messages and traffic-lights
- easy-link to third party manufactured access control systems (RS232 - RS485 – IBIS interfaces)
- hidden microcameras inside the cabin
- proxy, swipe-card and biometric readers easily added
- low-side mechanical key for additional locking

TECHNICAL SPECIFICATIONS

- DIMENSIONS:
 - UNIWAY LIGHT L 1580 x W 1500 x H 2372 mm
(available W 1300, 1400, 1600mm)
 - MULTIWAY LIGHT 80-80 L 2230 x W 1500 x H 2372 mm
(available W 1300, 1400, 1600mm)
 - MULTIWAY LIGHT 70-90 L 2280 x W 1500 x H 2372 mm
(available W 1300, 1400, 1600mm)
- FREE PASSAGE AREA:
 - UNIWAY LIGHT L 900 x H 2100 mm
 - MULTIWAY LIGHT 80-80 L 800 x H 2100 mm for each corridor
 - MULTIWAY LIGHT 70-90 L 700 x H 2100 mm e L 900 x 2100 mm
- WEIGHT: from 1100 up to 1500 Kg according to the model and additional options
- POWER SUPPLY: 230 V (110 V on request), 50/60 Hz
- VOLTAGE: 12-24 V.d.c. with back-up batteries for uninterrupted operations in case of power loss (from 100 up to 1000 cycles) for each corridor
- CONSUMPTION: 150W on Uniway Light and 290W on Multiway Light series
- THROUGHPUT:
 - MULTIWAY LIGHT 80-80 and MULTIWAY LIGHT 70-90: 11-12 full cycles/1' one sense; 23-24 full cycles/1' two senses according to the model and additional options
 - UNIWAY LIGHT: 5-6 full cycles/1' one sense; 12-13 full cycles/1' two senses according to the model and additional options
- FRAME:
 - Available only disassembled, in painted steel frame
 - cabins floor: 20 mm thick (cabins do not need to be recessed)
- PAINTING AND FINISHING: RAL colours code range standards with «orange skin» finishing (flat finishing, stainless steel execution and other colours on request)
- GLASS: sides and doors equipped with 20/21mm laminated thick glass rated BR2/S P6B
- LIGHTING: inside lighting with 12 V, 50/60 Hz led spots
- MOVEMENT: 24 V.d.c. electric-motors assisted sliding-doors movement with reversible option for manual opening in case of total power loss
- ELECTRONICS: microprocessor based electronics
- ACCIDENT PREVENTION MEASURES: self-adjusted braking, speed control and accident prevention devices
- PROGRAMMABLE OPTIONS: emergency escape/door locks; automatic/manual transit; passage one/both directions



TONALI s.p.a. | www.tonali.it | tonali@tonali.it

Via S. Caterina da Siena 25
20010 Arluno (MI), Italy
Tel +39 02 90374.1
Fax +39 02 90374.266